



Centurion University of Technology and Management, Odisha

Result Report for Academic Year 2017-18

Odd Semester 2017-18

The following table describes batch-wise, programme wise number of students registered for examination and the pass percentage for the odd semester 2017-18

Program	Batch	Semester	Exam Registered	All Cleared	Pass %
BA(MC)	2017	1	8	4	50
BA(MC)	2016	3	3	3	100
BARCH	2016	3	6	5	83
BARCH	2015	5	8	5	63
BARCH	2014	7	4	4	100
BBA	2015	1	18	11	61
BBA	2015	3	15	11	73
BBA	2015	5	18	8	44
BCOM	2017	1	9	3	33
BCOM	2016	3	16	11	69
BFSC	2017	1	14	14	100
BPHARM	2017	1	60	23	38
BPHARM	2016	3	64	48	75
BSC	2015	1	250	136	54
BSC	2015	3	242	181	75
BSC	2015	5	236	141	60
BSC CMB	2017	1	6	6	100
BSC MLT	2017	1	6	4	67
BSC MLT	2016	3	9	5	56
BSC RIT	2017	1	12	9	75
BSC RIT	2016	3	4	4	100
BSC(AG)	2014	1	270	207	77
BSC(AG)	2014	3	260	223	86
BSC(AG)	2014	5	258	234	91
BSC(AG)	2014	7	244	240	98
BSC(OPTO)	2017	1	50	32	64
BSC(OPTO)	2016	3	24	19	79
BSC(OPTO)	2015	5	19	15	79
BTECH	2014	1	876	501	57
BTECH	2014	3	950	554	58


Program	Batch	Semester	Exam Registered	All Cleared	Pass %
BTECH	2014	5	931	444	48
BTECH	2014	7	916	642	70
BTECH(AG)	2014	1	84	59	70
BTECH(AG)	2014	3	83	45	54
BTECH(AG)	2014	5	82	0	0
BTECH(AG)	2014	7	82	78	95
MA MC	2017	1	2	2	100
MA MC	2016	3	1	1	100
MBA	2016	1	72	41	57
MBA	2016	3	76	55	72
MBA ABM	2017	1	8	5	63
MBA DA	2017	1	16	15	94
MBA DA	2016	3	11	9	82
MDM	2017	1	4	3	75
MSC	2016	1	201	176	88
MSC	2016	3	197	176	89
MSC CMB	2016	3	3	3	100
MSC FS	2017	1	9	9	100
MSC MLT	2017	1	5	5	100
MSC MLT	2016	3	4	4	100
MSC(AG)	2017	1	28	28	100
MTECH	2016	1	59	39	66
MTECH	2016	3	59	48	81

Even Semester 2017-18

The following table describes batch-wise, programme wise number of students registered for examination and the pass percentage for the even semester 2017-18

Program	Batch	Semester	Exam Registered	All Cleared	Pass%
BA(MC)	2017	2	7	3	43
BA(MC)	2016	4	3	1	33
BBA	2015	2	18	12	67
BBA	2015	4	15	12	80
BBA	2015	6	18	9	50
BCOM	2017	2	11	0	0
BCOM	2016	4	16	10	63
BFSC	2017	2	14	14	100
BPHARM	2017	2	60	21	35
BPHARM	2016	4	64	55	86
BSC	2015	2	244	159	65
BSC	2015	4	236	153	65

Program	Batch	Semester	Exam Registered	All Cleared	Pass%
BSC	2015	6	236	153	65
BSC CMB	2017	2	6	6	100
BSC MLT	2016	2	6	3	50
BSC MLT	2016	4	9	4	44
BSC RIT	2017	2	12	9	75
BSC RIT	2016	4	4	3	75
BSC(AG)	2014	2	269	214	80
BSC(AG)	2014	4	260	227	87
BSC(AG)	2014	6	253	225	89
BSC(AG)	2014	8	244	242	99
BSC(OPTO)	2017	2	44	29	66
BSC(OPTO)	2016	4	24	17	71
BSC(OPTO)	2015	6	19	14	74
BTECH	2014	2	839	408	49
BTECH	2014	4	935	543	58
BTECH	2014	6	923	556	60
BTECH	2014	8	871	692	79
BTECH(AG)	2014	2	84	40	48
BTECH(AG)	2014	4	83	65	78
BTECH(AG)	2014	6	82	67	82
BTECH(AG)	2014	8	81	73	90
MA MC	2017	2	2	0	0
MA MC	2016	4	1	1	100
MBA	2016	2	77	41	53
MBA	2016	4	67	52	78
MBA ABM	2017	2	8	5	63
MBA DA	2017	2	17	15	88
MBA DA	2016	4	11	9	82
MDM	2017	2	4	3	75
MSC	2016	2	197	170	86
MSC	2016	4	197	182	92
MSC FS	2017	2	11	10	91
MSC MLT	2017	2	5	4	80
MSC MLT	2016	4	4	4	100
MSC(AG)	2017	2	28	28	100
MTECH	2016	2	59	46	78
MTECH	2016	4	59	39	66


Controller of Examination
Centurion University of Technology
& Management, Odisha



Centurion University of Technology and Management, Odisha

Result Report for Academic Year 2018-19

Odd Semester 2018-19

The following table describes batch-wise, programme wise pass percentage against the number of students registered for examination for the odd semester 2018-19

Program	Batch	Semester	Exam Registered	All Cleared	Pass %
B.ARCH	2016	5	5	5	100
B.ARCH	2015	7	6	4	67
B.ARCH	2014	9	4	4	100
B.PHARM	2018	1	178	117	66
B.PHARM	2017	3	66	37	56
B.PHARM	2016	5	64	43	67
B.TECH(DT)	2018	1	3	3	100
BA(MC)	2018	1	7	3	43
BA(MC)	2017	3	7	3	43
BA(MC)	2016	5	3	3	100
BBA	2016	1	37	26	70
BBA	2016	3	47	18	38
BBA	2016	5	47	21	45
BCOM	2016	1	18	16	89
BCOM	2016	3	15	12	80
BCOM	2016	5	14	10	71
BFSC	2018	1	44	27	61
BFSC	2017	3	14	9	64
BSC	2016	1	264	244	92
BSC	2016	3	266	241	91
BSC	2016	5	253	238	94
BSC(AG)	2018	1	287	184	64
BSC(AG)	2017	3	281	246	88
BSC(AG)	2016	5	327	306	94
BSC(AG)	2015	7	300	295	98
BSC(CMB)	2018	1	17	9	53
BSC(CMB)	2017	3	6	6	100
BSC(MLT)	2018	1	10	8	80
BSC(MLT)	2017	3	6	1	17
BSC(MLT)	2016	5	9	5	56
BSC(OPTO)	2015	1	18	8	44
BSC(OPTO)	2015	3	19	15	79
BSC(OPTO)	2015	5	19	15	79
BSC(OPTO)	2015	7	18	18	100
BSC(RIT)	2018	1	45	30	67
BSC(RIT)	2017	3	14	7	50
BSC(RIT)	2016	5	4	3	75
BTECH	2015	1	581	399	69


Program	Batch	Semester	Exam Registered	All Cleared	Pass %
BTECH	2015	3	626	229	37
BTECH	2015	5	604	287	48
BTECH	2015	7	595	420	71
BTECH(AG)	2015	1	99	39	39
BTECH(AG)	2015	3	96	41	43
BTECH(AG)	2015	5	96	54	56
BTECH(AG)	2015	7	96	90	94
MA(MC)	2018	1	3	2	67
MA(MC)	2017	3	2	1	50
MBA	2017	1	34	19	56
MBA	2017	3	46	25	54
MBA DATA ANALYTICS	2017	1	17	14	82
MBA DATA ANALYTICS	2017	3	17	15	88
MBA(ABM)	2018	1	4	3	75
MBA(ABM)	2017	3	8	5	63
MBA(DM)	2017	3	3	3	100
MBA(DM)	2018	1ST	4	4	100
MSC	2017	1	407	305	75
MSC	2017	3	333	294	88
MSC(AG)	2018	1	15	14	93
MSC(AG)	2017	3	28	24	86
MSC(CMB)	2018	1	17	16	94
MSC(FS)	2018	1	24	19	79
MSC(FS)	2017	3	9	8	89
MSC(MLT)	2018	1	2	2	100
MSC(MLT)	2017	3	5	3	60
MTECH	2017	1	37	19	51
MTECH	2017	3	33	25	76

Even Semester 2018-19

The following table describes batch-wise, programme wise pass percentage against the number of students registered for examination for the even semester 2018-19

Program	Batch	Semester	Exam Registered	All Cleared	Pass %
B.ARCH	2014	10	4	4	100
B.PHARM	2018	2	179	92	51
B.PHARM	2017	4	66	44	67
B.PHARM	2016	6	60	53	88
B.TECH(DT)	2018	2	3	2	67
BA(MC)	2018	2	7	6	86
BA(MC)	2017	4	3	2	67
BA(MC)	2016	6	3	3	100
BBA	2016	2	48	18	38
BBA	2016	4	47	14	30
BBA	2016	6	30	21	70
BCA	2018	2	21	12	57
BCOM	2016	2	19	13	68
BCOM	2016	4	15	11	73
BCOM	2016	6	13	10	77
BFSC	2018	2	42	29	69
BFSC	2017	4	14	10	71
BSC	2016	2	264	235	89
BSC	2016	4	259	238	92
BSC	2016	6	246	238	97
BSC(AG)	2018	2	306	247	81
BSC(AG)	2017	4	276	238	86
BSC(AG)	2016	6	326	292	90
BSC(AG)	2015	8	300	253	84
BSC(CMB)	2018	2	16	11	69
BSC(CMB)	2017	4	6	5	83
BSC(MLT)	2018	2	10	6	60
BSC(MLT)	2017	4	5	2	40
BSC(MLT)	2016	6	7	7	100
BSC(OPTO)	2015	2	18	14	78
BSC(OPTO)	2015	4	19	16	84
BSC(OPTO)	2015	6	19	14	74
BSC(OPTO)	2015	8	18	18	100
BSC(RIT)	2018	2	44	33	75
BSC(RIT)	2017	4	11	11	100
BSC(RIT)	2016	6	3	3	100
BTECH	2015	2	570	290	51
BTECH	2015	4	605	239	40
BTECH	2015	6	598	288	48

Program	Batch	Semester	Exam Registered	All Cleared	Pass %
BTECH	2015	8	570	508	89
BTECH(AG)	2015	2	94	23	24
BTECH(AG)	2015	4	96	67	70
BTECH(AG)	2015	6	96	57	59
BTECH(AG)	2015	8	91	73	80
MA(MC)	2018	2	2	2	100
MA(MC)	2017	4	2	2	100
MBA	2017	2	48	21	44
MBA	2017	4	28	23	82
MBA DATA ANALYTICS	2017	2	17	15	88
MBA DATA ANALYTICS	2017	4	17	16	94
MBA(ABM)	2018	2	4	4	100
MBA(ABM)	2017	4	5	5	100
MBA(DM)	2018	2	4	4	100
MBA(DM)	2017	4	3	3	100
MSC	2017	2	357	312	87
MSC	2017	4	331	316	95
MSC(AG)	2018	2	14	11	79
MSC(AG)	2017	4	28	28	100
MSC(CMB)	2018	2	17	17	100
MSC(FS)	2018	2	24	20	83
MSC(FS)	2017	4	9	9	100
MSC(MLT)	2018	2	2	2	100
MSC(MLT)	2017	4	5	5	100
MTECH	2017	2	33	17	52
MTECH	2017	4	34	17	50


Controller of Examination
Centurion University of Technology
& Management, Odisha



Centurion University of Technology and Management, Odisha

Result Report for Academic Year 2019-20

Odd Semester 2019-20

The following table describes batch-wise, programme wise pass percentage against the number of students registered for examination for the odd semester 2019-20

Program	Batch	Semester	Exam Registered	All Cleared	Pass %
BA(MC)	2019	1	19	15	79
BA(MC)	2018	3	6	5	83
BA(MC)	2017	5	3	3	100
BBA	2019	1	93	44	47
BBA	2018	3	56	43	77
BBA	2017	5	57	29	51
BBA(FS)	2017	5	6	6	100
BCA	2019	1	5	4	80
BCA	2018	3	18	18	100
BCA	2017	5	13	12	92
BCOM	2019	1	50	32	64
BCOM	2017	5	6	2	33
BFSC	2019	1	36	27	75
BFSC	2018	3	41	33	80
BFSC	2017	5	14	9	64
BPHARM	2019	1	182	96	53
BPHARM	2018	3	195	118	61
BPHARM	2017	5	64	44	69
BPHARM	2016	7	61	42	69
BSC	2019	1	178	133	75
BSC	2018	3	254	169	67
BSC(AG)	2019	1	326	168	52
BSC(AG)	2017	5	271	251	93
BSC(AG)	2016	7	316	311	98
BSC(CMB)	2019	1	7	6	86
BSC(CMB)	2018	3	14	9	64
BSC(CMB)	2017	5	6	4	67
BSC(FS)	2019	1	7	7	100
BSC(HONS)AG	2018	3	277	243	88
BSC(MLT)	2019	1	6	5	83
BSC(MLT)	2018	3	10	8	80
BSC(MLT)	2017	5	5	5	100


Program	Batch	Semester	Exam Registered	All Cleared	Pass %
BSC(MRT)	2019	1	42	25	60
BSC(MRT)	2018	3	44	38	86
BSC(MRT)	2017	5	11	11	100
BSC(OPTO)	2019	1	59	47	80
BSC(OPTO)	2018	3	55	32	58
BSC(OPTO)	2017	5	38	29	76
BSC(OPTO)	2016	7	22	20	91
BTECH	2019	1	510	304	60
BTECH	2018	3	339	182	54
BTECH	2017	5	402	281	70
BTECH	2016	7	720	594	83
BTECH(AG)	2019	1	60	39	65
BTECH(AG)	2018	3	43	30	70
BTECH(AG)	2017	5	71	62	87
BTECH(AG)	2016	7	74	70	95
BTECH(DAIRY)	2019	1	7	6	86
BTECH(DIARY)	2018	3	3	3	100
BTECH(PHYTO)	2019	1	18	7	39
MA(MC)	2019	1	4	4	100
MA(MC)	2018	3	3	2	67
MBA	2019	1	51	39	76
MBA	2018	3	35	29	83
MBA(ABM)	2019	1	7	7	100
MBA(ABM)	2018	3	4	0	0
MBA(EX)	2019	1	5	4	80
MBA(PM)	2019	1	6	2	33
MDM	2019	1	5	1	20
MDM	2018	3	3	3	100
MSC	2019	1	456	381	84
MSC	2018	3	459	387	84
MSC(AG)	2019	1	23	23	100
MSC(AG)	2018	3	13	11	85
MSC(CMB)	2019	1	12	11	92
MSC(CMB)	2018	3	17	16	94
MSC(FS)	2019	1	18	17	94
MSC(FS)	2018	3	24	21	88
MSc(MLT)	2019	1	3	2	67
MSC(MLT)	2018	3	2	2	100
MTECH	2019	1	33	21	64
MTECH	2018	3	43	38	88

Even Semester 2019-20

The following table describes batch-wise, programme wise pass percentage against the number of students registered for examination for the even semester 2019-20

Program	Batch	Semester	Exam Registered	All Cleared	Pass %
BA(MC)	2019	2	17	15	88
BA(MC)	2018	4	4	4	100
BA(MC)	2017	6	3	3	100
BBA	2019	2	76	57	75
BBA	2018	4	53	48	91
BBA	2017	6	51	44	86
BBA(FS)	2017	6	6	6	100
BCA	2019	2	5	5	100
BCA	2018	4	18	18	100
BCA	2017	6	12	12	100
BCOM	2019	2	45	32	71
BCOM	2017	6	3	2	67
BFSC	2019	2	36	32	89
BFSC	2018	4	40	33	83
BFSC	2017	6	12	10	83
BPHARM	2019	2	158	105	66
BPHARM	2018	4	147	43	29
BPHARM	2017	6	63	50	79
BPHARM	2016	8	60	58	97
BSC	2019	2	156	119	76
BSC	2018	4	226	194	86
BSC(AG)	2019	2	309	278	90
BSC(AG)	2017	6	268	263	98
BSC(AG)	2016	8	316	315	100
BSC(CMB)	2019	2	7	6	86
BSC(CMB)	2018	4	14	12	86
BSC(CMB)	2017	6	6	6	100
BSC(FS)	2019	2	7	6	86
BSC(HONS)AG	2018	4	271	241	89
BSC(MLT)	2019	2	6	5	83
BSC(MLT)	2018	4	10	10	100
BSC(MLT)	2017	6	5	5	100
BSC(MRT)	2019	2	42	26	62
BSC(MRT)	2018	4	44	38	86
BSC(MRT)	2017	6	11	11	100
BSC(OPTO)	2019	2	59	54	92
BSC(OPTO)	2018	4	50	42	84
BSC(OPTO)	2017	6	35	35	100
BSC(OPTO)	2016	8	21	19	90
BTECH	2019	2	463	311	67
BTECH	2018	4	316	241	76
BTECH	2017	6	98	91	93
BTECH	2016	8	710	634	89
BTECH(AG)	2019	2	59	54	92
BTECH(AG)	2018	4	42	32	76
BTECH(AG)	2017	6	70	55	79
BTECH(AG)	2016	8	66	52	79

Program	Batch	Semester	Exam Registered	All Cleared	Pass %
BTECH(DAIRY)	2019	2	7	7	100
BTECH(DIARY)	2018	4	2	2	100
BTECH(PHYTO)	2019	2	17	15	88
MA(MC)	2019	2	4	4	100
MA(MC)	2018	4	2	2	100
MBA	2019	2	47	39	83
MBA	2018	4	24	19	79
MBA(ABM)	2019	2	7	7	100
MBA(ABM)	2018	4	4	4	100
MBA(EX)	2019	2	4	4	100
MBA(PM)	2019	2	3	1	33
MDM	2019	2	2	1	50
MDM	2018	4	3	3	100
MSC	2019	2	441	349	79
MSC	2018	4	450	433	96
MSC(AG)	2019	2	24	23	96
MSC(AG)	2018	4	1	1	100
MSC(CMB)	2019	2	11	11	100
MSC(CMB)	2018	4	17	17	100
MSC(FS)	2019	2	17	9	53
MSC(FS)	2018	4	24	24	100
MSc(MLT)	2019	2	2	2	100
MSC(MLT)	2018	4	2	2	100
MTECH	2019	2	31	21	68
MTECH	2018	4	35	30	86


Controller of Examination
Centurion University of Technology
& Management, Odisha



Centurion University of Technology and Management, Odisha

Result Report for Academic Year 2020-21

Odd Semester 2020-21

The following table describes batch-wise, programme wise number of students registered for examination and the pass percentage for the odd semester 2020-21

Program	Batch	Semester	Exam Registered	All Cleared	Pass %
BA(MC)	2020	1	11	10	91
BA(MC)	2019	3	13	6	46
BA(MC)	2018	5	6	1	17
BBA	2020	1	107	74	69
BBA	2019	3	81	44	54
BBA	2018	5	52	36	69
BCA	2020	1	15	14	93
BCA	2019	3	5	3	60
BCA	2018	5	18	18	100
BCOM	2019	3	45	21	47
BFSC	2020	1	52	33	63
BFSC	2019	3	36	32	89
BFSC	2018	5	41	31	76
BFSC	2017	7	14	12	86
BPHARM	2020	1	296	119	40
BPHARM	2019	3	198	143	72
BPHARM	2018	5	181	140	77
BPHARM	2017	7	64	60	94
BSC	2020	1	151	128	85
BSC	2019	3	159	130	82
BSC	2018	5	239	230	96
BSC(AG)	2020	1	288	247	86
BSC(AG)	2019	3	313	267	85
BSC(AG)	2017	7	272	264	97
BSC(Anaesthesia)	2020	1	4	3	75
BSC(CMB)	2020	1	34	27	79
BSC(CMB)	2019	3	7	7	100
BSC(CMB)	2018	5	14	14	100
BSC(EMC)	2020	1	9	5	56
BSC(FS)	2020	1	37	36	97
BSC(FS)	2019	3	7	7	100
BSC(HONS)AG	2018	5	281	242	86
BSC(MLT)	2020	1	20	17	85
BSC(MLT)	2019	3	7	6	86
BSC(MLT)	2018	5	10	10	100
BSC(MRT)	2020	1	48	41	85
BSC(MRT)	2019	3	43	39	91

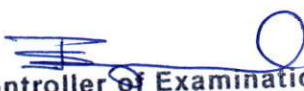
Program	Batch	Semester	Exam Registered	All Cleared	Pass %
BSC(MRT)	2018	5	44	43	98
BSC(OPTO)	2020	1	38	35	92
BSC(OPTO)	2019	3	58	58	100
BSC(OPTO)	2018	5	53	47	89
BSC(OPTO)	2017	7	35	35	100
BTECH	2020	1	453	300	66
BTECH	2019	3	508	292	57
BTECH	2018	5	330	269	82
BTECH	2017	7	381	302	79
BTECH(AG)	2020	1	50	38	76
BTECH(AG)	2019	3	59	43	73
BTECH(AG)	2018	5	42	37	88
BTECH(AG)	2017	7	71	58	82
BTECH(DAIRY)	2020	1	2	1	50
BTECH(DAIRY)	2019	3	7	6	86
BTECH(DIARY)	2018	5	2	2	100
BTECH(PHYTO)	2020	1	9	6	67
BTECH(PHYTO)	2019	3	16	8	50
MA(MC)	2019	3	4	3	75
MBA	2020	1	49	30	61
MBA	2019	3	45	30	67
MBA(ABM)	2020	1	5	4	80
MBA(ABM)	2019	3	7	7	100
MBA(DA)	2020	1	3	3	100
MBA(EX)	2019	3	4	4	100
MBA(PM)	2020	1	11	4	36
MBA(PM)	2019	3	3	1	33
MBA(RUDM)	2020	1	30	8	27
MDM	2019	3	2	2	100
MSC	2020	1	428	386	90
MSC	2019	3	442	190	43
MSC(AG)	2020	1	32	30	94
MSC(AG)	2019	3	23	21	91
MSC(CMB)	2020	1	21	17	81
MSC(CMB)	2019	3	11	11	100
MSC(FS)	2020	1	31	28	90
MSC(FS)	2019	3	17	13	76
MSC(MLT)	2020	1	15	15	100
MSc(MLT)	2019	3	2	2	100
MTECH	2020	1	40	26	65
MTECH	2019	3	28	28	100

Even Semester 2020-21

The following table describes batch-wise, programme wise number of students registered for examination and the pass percentage for the even semester 2020-21

Program	Batch	Semester	Exam Registered	All Cleared	Pass %
BA(MC)	2020	2	11	9	82
BA(MC)	2019	4	13	9	69
BA(MC)	2018	6	6	6	100
BBA	2020	2	100	65	65
BBA	2019	4	76	65	86
BBA	2018	6	52	44	85
BCA	2020	2	14	14	100
BCA	2019	4	5	5	100
BCA	2018	6	18	18	100
BCOM	2019	4	44	44	100
BFSC	2020	2	50	21	42
BFSC	2019	4	36	33	92
BFSC	2018	6	41	37	90
BFSC	2017	8	14	7	50
BPHARM	2020	2	276	245	89
BPHARM	2019	4	199	164	82
BPHARM	2018	6	184	163	89
BPHARM	2017	8	64	62	97
BSC	2020	2	134	112	84
BSC	2019	4	156	153	98
BSC	2018	6	242	233	96
BSC(AG)	2020	2	284	201	71
BSC(AG)	2019	4	311	294	95
BSC(AG)	2017	8	272	237	87
BSC(Anaesthesia)	2020	2	3	2	67
BSC(CMB)	2020	2	34	18	53
BSC(CMB)	2019	4	7	7	100
BSC(CMB)	2018	6	14	14	100
BSC(EMC)	2020	2	6	6	100
BSC(FS)	2020	2	37	31	84
BSC(FS)	2019	4	7	6	86
BSC(HONS)AG	2018	6	276	260	94
BSC(MLT)	2020	2	18	14	78
BSC(MLT)	2019	4	7	7	100
BSC(MLT)	2018	6	10	10	100
BSC(MRT)	2020	2	46	31	67
BSC(MRT)	2019	4	43	39	91
BSC(MRT)	2018	6	44	43	98
BSC(OPTO)	2020	2	37	21	57
BSC(OPTO)	2019	4	44	44	100
BSC(OPTO)	2018	6	53	49	92
BSC(OPTO)	2017	8	35	35	100
BTECH	2020	2	414	309	75
BTECH	2019	4	505	396	78
BTECH	2018	6	328	295	90
BTECH	2017	8	383	344	90

Program	Batch	Semester	Exam Registered	All Cleared	Pass %
BTECH(AG)	2020	2	46	33	72
BTECH(AG)	2019	4	61	59	97
BTECH(AG)	2018	6	42	39	93
BTECH(AG)	2017	8	72	60	83
BTECH(DAIRY)	2020	2	2	2	100
BTECH(DAIRY)	2019	4	8	7	88
BTECH(DIARY)	2018	6	2	2	100
BTECH(PHYTO)	2020	2	7	3	43
BTECH(PHYTO)	2019	4	17	12	71
MA(MC)	2019	4	4	4	100
MBA	2020	2	41	33	80
MBA	2019	4	47	46	98
MBA(ABM)	2020	2	3	3	100
MBA(ABM)	2019	4	7	7	100
MBA(EX)	2019	4	4	3	75
MBA(PM)	2020	2	8	8	100
MBA(PM)	2019	4	3	3	100
MBA(RUDM)	2020	2	11	4	36
MDM	2019	4	2	0	0
MSC	2020	2	401	380	95
MSC	2019	4	441	439	100
MSC(AG)	2020	2	30	29	97
MSC(AG)	2019	4	4	4	100
MSC(CMB)	2020	2	19	18	95
MSC(CMB)	2019	4	11	11	100
MSC(FS)	2020	2	28	24	86
MSC(FS)	2019	4	16	16	100
MSC(MLT)	2020	2	15	14	93
MSc(MLT)	2019	4	2	2	100
MTECH	2020	2	40	36	90
MTECH	2019	4	30	30	100


Controller of Examination
Centurion University of Technology
& Management, Odisha



Centurion University of Technology and Management, Odisha

Result Report for Academic Year 2021-22

Odd Semester Result Report 2021-22

The table below provides batch-wise, programme wise details of number of students registered for examination and the pass percentage for the odd semester 2021-22

Program	Batch	Semester	Exam Registered	All Cleared	Pass %
BA(MC)	2020	3	11	10	91
BA(MC)	2019	5	13	11	85
BBA	2021	1	134	100	75
BBA	2020	3	93	64	69
BBA	2019	5	73	50	68
BCA	2021	1	17	16	94
BCA	2020	3	14	14	100
BCA	2019	5	5	5	100
BCOM	2019	5	45	40	89
BFSC	2021	1	51	28	55
BFSC	2020	3	50	43	86
BFSC	2019	5	36	30	83
BFSC	2018	7	41	40	98
BOTT	2021	1	8	6	75
BPHARM	2021	1	279	124	44
BPHARM	2020	3	289	136	47
BPHARM	2019	5	197	81	41
BPHARM	2018	7	182	139	76
BSC	2021	1	102	90	88
BSC	2020	3	133	119	89
BSC	2019	5	156	132	85
BSC(AG)	2021	1	284	267	94
BSC(AG)	2020	3	282	247	88
BSC(AG)	2019	5	310	290	94
BSC(ANESTHESIA)	2021	1	3	2	67
BSC(ANESTHESIA)	2020	3	3	3	100
BSC(CMB)	2021	1	22	21	95
BSC(CMB)	2020	3	34	27	79
BSC(CMB)	2019	5	7	6	86
BSC(EMC)	2020	3	6	6	100
BSC(FS)	2021	1	23	19	83
BSC(FS)	2020	3	37	36	97
BSC(FS)	2019	5	7	6	86
BSC(HONS)AG	2018	7	272	264	97
BSC(MLT)	2021	1	35	31	89


Program	Batch	Semester	Exam Registered	All Cleared	Pass %
BSC(MLT)	2020	3	21	16	76
BSC(MLT)	2019	5	7	7	100
BSC(MRT)	2021	1	50	46	92
BSC(MRT)	2020	3	45	39	87
BSC(MRT)	2019	5	43	38	88
BSC(OPTO)	2021	1	21	17	81
BSC(OPTO)	2020	3	37	31	84
BSC(OPTO)	2019	5	44	41	93
BSC(OPTO)	2018	7	51	51	100
BSC(PHYSIOTHERAPY)	2021	1	22	15	68
BTECH	2021	1	677	480	71
BTECH	2020	3	457	331	72
BTECH	2019	5	496	387	78
BTECH	2018	7	327	178	54
BTECH(AG)	2021	1	27	19	70
BTECH(AG)	2020	3	48	45	94
BTECH(AG)	2019	5	60	58	97
BTECH(AG)	2018	7	42	41	98
BTECH(DAIRY)	2021	1	3	3	100
BTECH(DAIRY)	2020	3	2	1	50
BTECH(DAIRY)	2019	5	7	5	71
BTECH(DIARY)	2018	7	2	2	100
BTECH(PHYTO)	2021	1	12	7	58
BTECH(PHYTO)	2020	3	7	6	86
BTECH(PHYTO)	2019	5	17	16	94
MBA	2021	1	49	43	88
MBA	2020	3	39	25	64
MBA(ABM)	2021	1	3	3	100
MBA(ABM)	2020	3	3	2	67
MBA(EX)	2019	5	4	3	75
MBA(PM)	2021	1	5	4	80
MBA(PM)	2020	3	8	3	38
MBA(RUDM)	2021	1	9	1	11
MBA(RUDM)	2020	3	13	3	23
MCA	2021	1	139	127	91
MPHARM	2021	1	18	18	100
MSC	2021	1	310	283	91
MSC	2020	3	401	370	92
MSC(ACMB)	2021	1	55	52	95
MSC(AG)	2021	1	53	49	92
MSC(AG)	2020	3	30	20	67
MSC(CMB)	2020	3	19	18	95
MSC(FS)	2021	1	17	16	94
MSC(FS)	2020	3	28	28	100
MSC(MLT)	2021	1	29	28	97
MSC(MLT)	2020	3	15	14	93
MSC(OPTO)	2021	1	6	6	100
MTECH	2021	1	17	9	53
MTECH	2020	3	40	39	98

Even Semester Result Report 2021-22

The table below provides batch-wise, programme wise details of number of students registered for examination and the pass percentage for the even semester 2021-22

Program	Batch	Semester	Exam Registered	All Cleared	Pass %
BA(MC)	2020	4	11	11	100
BA(MC)	2019	6	13	12	92
BBA	2021	2	126	96	76
BBA	2020	4	91	90	99
BBA	2019	6	74	68	92
BCA	2021	2	16	16	100
BCA	2020	4	14	14	100
BCA	2019	6	5	5	100
BCOM	2019	6	44	44	100
BFSC	2021	2	50	46	92
BFSC	2020	4	49	42	86
BFSC	2019	6	36	28	78
BFSC	2018	8	41	41	100
BOTT	2021	2	6	6	100
BPHARM	2021	2	276	260	94
BPHARM	2020	4	288	268	93
BPHARM	2019	6	195	163	84
BPHARM	2018	8	181	117	65
BSC	2021	2	98	90	92
BSC	2020	4	133	126	95
BSC	2019	6	156	155	99
BSC(AG)	2021	2	279	216	77
BSC(AG)	2020	4	278	267	96
BSC(AG)	2019	6	310	288	93
BSC(ANESTHESIA)	2021	2	2	2	100
BSC(ANESTHESIA)	2020	4	3	3	100
BSC(CMB)	2021	2	22	18	82
BSC(CMB)	2020	4	31	31	100
BSC(CMB)	2019	6	7	7	100
BSC(EMC)	2020	4	6	6	100
BSC(FS)	2021	2	23	23	100
BSC(FS)	2020	4	37	30	81
BSC(FS)	2019	6	7	6	86
BSC(HONS)AG	2018	8	273	265	97
BSC(MLT)	2021	2	35	31	89
BSC(MLT)	2020	4	21	21	100
BSC(MLT)	2019	6	7	7	100
BSC(MRT)	2021	2	50	47	94
BSC(MRT)	2020	4	44	42	95
BSC(MRT)	2019	6	41	41	100
BSC(OPTO)	2021	2	20	19	95
BSC(OPTO)	2020	4	36	36	100
BSC(OPTO)	2019	6	44	43	98
BSC(OPTO)	2018	8	51	50	98
BSC(PHYSIOTHERAPY)	2021	2	21	20	95
BTECH	2021	2	695	603	87

Program	Batch	Semester	Exam Registered	All Cleared	Pass %
BTECH	2020	4	450	414	92
BTECH	2019	6	497	435	88
BTECH	2018	8	326	304	93
BTECH(AG)	2021	2	24	23	96
BTECH(AG)	2020	4	48	47	98
BTECH(AG)	2019	6	60	58	97
BTECH(AG)	2018	8	42	40	95
BTECH(DAIRY)	2021	2	3	3	100
BTECH(DAIRY)	2020	4	2	2	100
BTECH(DAIRY)	2019	6	7	6	86
BTECH(DIARY)	2018	8	2	2	100
BTECH(PHYTO)	2021	2	8	7	88
BTECH(PHYTO)	2020	4	7	6	86
BTECH(PHYTO)	2019	6	17	12	71
MBA	2021	2	47	37	79
MBA	2020	4	37	30	81
MBA(EX)	2019	6	4	4	100
MBA(PM)	2021	2	5	5	100
MBA(PM)	2020	4	8	8	100
MCA	2021	2	136	130	96
MPHARM	2021	2	18	18	100
MSC	2021	2	297	281	95
MSC	2020	4	400	392	98
MSC(ACMB)	2021	2	53	52	98
MSC(AG)	2021	2	51	49	96
MSC(AG)	2020	4	11	11	100
MSC(CMB)	2020	4	19	19	100
MSC(FS)	2021	2	17	17	100
MSC(FS)	2020	4	28	28	100
MSC(MLT)	2021	2	29	27	93
MSC(MLT)	2020	4	15	15	100
MSC(OPTO)	2021	2	6	6	100
MTECH	2021	2	17	13	76
MTECH	2020	4	38	38	100


Controller of Examination
Centurion University of Technology
& Management, Odisha