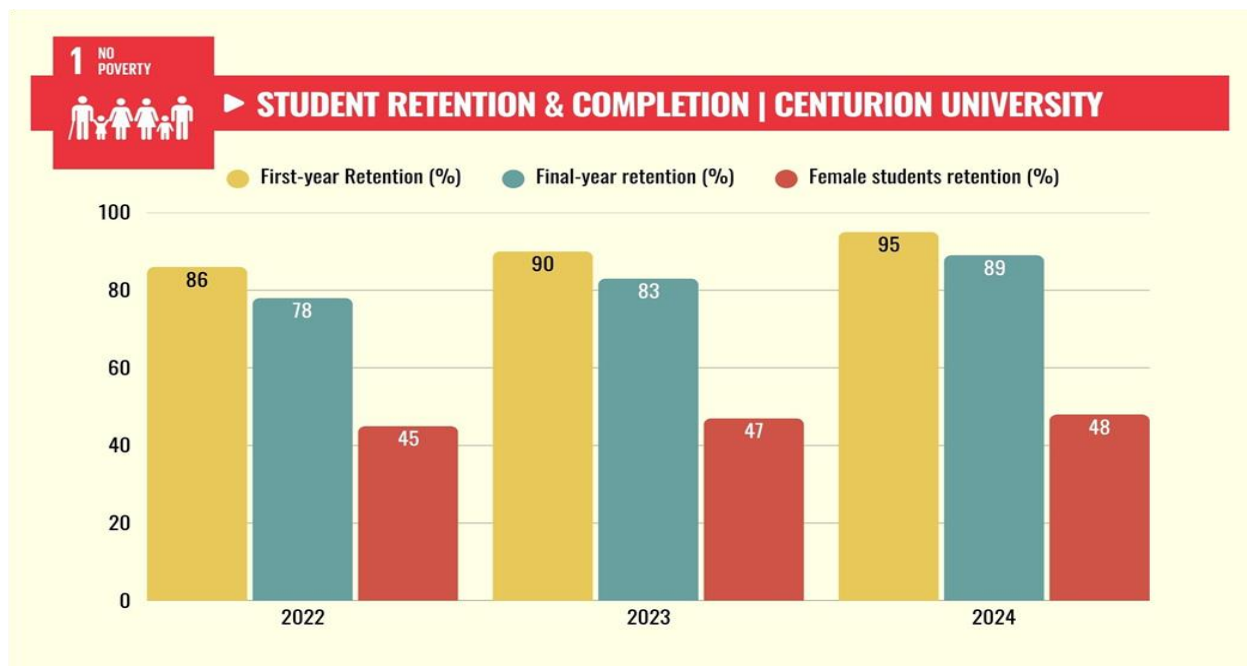


## Bottom financial quintile admission target

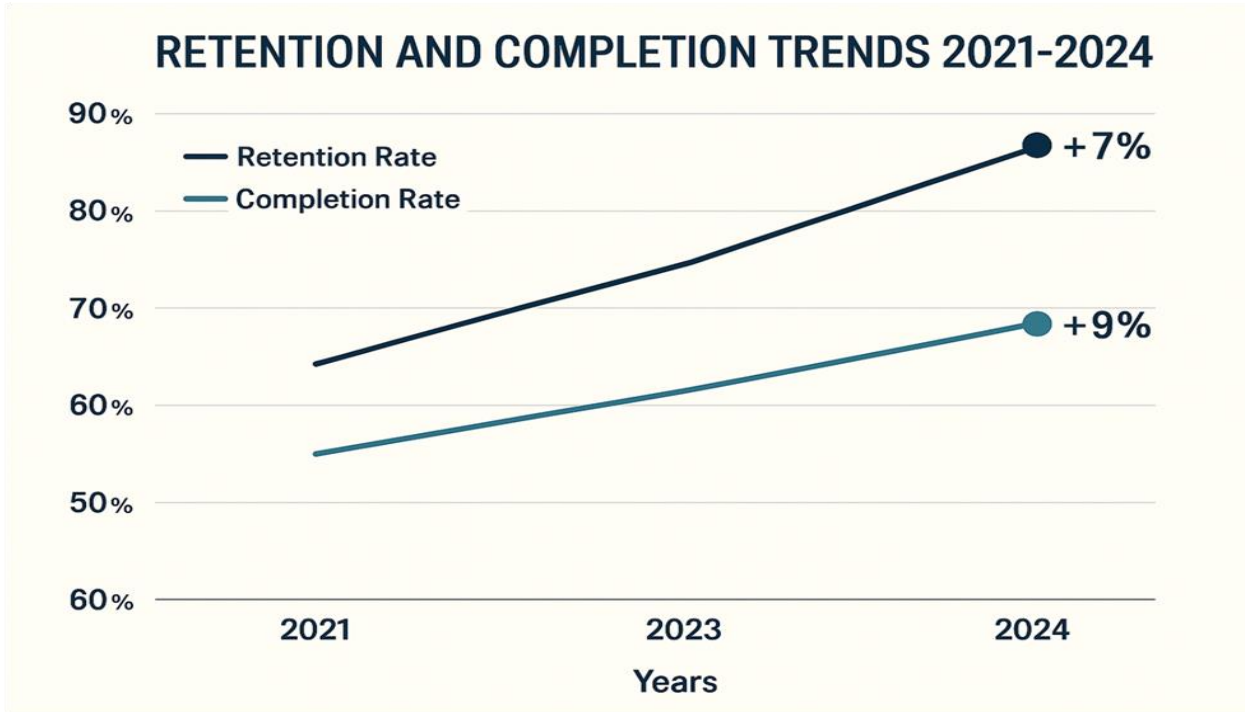
### Targets to admit vulnerable students

Centurion University has adopted explicit, measurable targets to admit students from the bottom 20% of household income groups in India. Through a combination of reservation policies, geographic targeting, and comprehensive financial aid, the University ensures that economically and socially marginalized students have equitable access to tertiary education. Centurion University's commitment goes beyond compliance with statutory quotas: it integrates economic vulnerability, social disadvantage, and regional backwardness into a data-driven access framework, ensuring that at least half of its student body represents the lowest national income quintile.

While student enrollment is an important measure of access, **graduation is the ultimate measure of transformation**. From 2022 to 2024, Centurion University achieved significant improvements in student success - with **first-year retention** climbing from **86% to 95%** and **final-year completion** rising from **78% to 89%**. These outcomes go beyond academic achievement. Each additional graduate represents a **livelihood strengthened, a family empowered and potential community growth**. By enabling more rural and low-income students to complete their degrees and secure meaningful employment, Centurion University is helping to **break the cycle of poverty** and build **sustainable prosperity across regional and tribal communities**.



**Result:** Dropout fell from 14 % to 5 % between 2022–2024, directly contributing to long-term



**→ Policy and Governance Framework**

Centurion University’s admission targets are embedded in two institutional frameworks: the Equal Opportunity Policy (2024) and the Poverty Reduction Policy (2024). These policies operationalize the University’s commitment to socio-economic equity by defining admission priorities for Socio-Economically Disadvantaged Groups (SEDGs). The policies recognize income, caste, geography, and gender as interlinked dimensions of poverty and establish admission benchmarks accordingly.

Centurion University fully adheres to the Government of India’s constitutionally mandated reservation policy, which directly correlates with income-based disadvantage:

**Table 1: Reservation Quotas and Their Linkage to Economic Disadvantage in Centurion University Admissions**

Category	Quota	Socio-economic relevance
Scheduled Castes (SC)	15 %	Communities facing chronic economic marginalization
Scheduled Tribes (ST)	7.5 %	Predominantly rural and forest-based populations in lowest income quintile
Other Backward Classes (OBC)	27 %	Socially and educationally disadvantaged with persistent income deficits

Together, these categories constitute 49.5 % of total admissions. Empirical data confirm that SC/ST/OBC households in India overwhelmingly occupy the bottom 20–40 % of the national income distribution. In Odisha and Andhra Pradesh—Centurion University’s core catchment—more than 60 % of Below-Poverty-Line (BPL) families belong to these categories. Thus, Centurion University’s statutory reservation structure itself functions as an instrument to achieve bottom-quintile representation.

### → Geographical target of Underserved Regions

Centurion University’s six campuses—six in Odisha (Paralakhemundi, Bhubaneswar, Bolangir, Koraput, Rayagada, Balasore) are strategically located in districts historically deprived of higher-education infrastructure. These regions share four structural characteristics:

1. High tribal and rural concentration (ST communities  $\approx$  22.8 % of Odisha’s population).
2. Per-capita income is well below the national average.
3. Limited access to public universities or technical institutes before Centurion University’s establishment.
4. Multi-dimensional poverty indices exceeding both state and national means.

Locating campuses in such areas converts *geographical disadvantage into educational opportunity*. Institutional data for AY 2024-25 show that 68.3 % of enrolled students originate from southern Odisha’s economically backward districts, while 48.4 % hail from Gajapati District, one of the poorest in eastern India. Centurion University’s spatial inclusion thus directly advances *territorial justice* within India’s higher-education landscape.

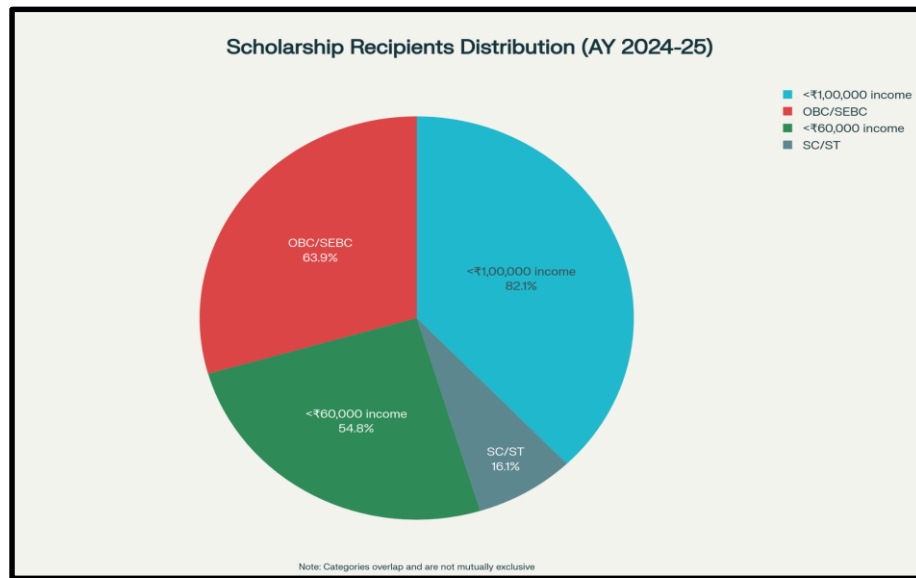
### → Financial Support and Admission Incentives

Centurion University’s access policy couples targeted admissions with a multi-tier financial-aid ecosystem that removes affordability barriers for the poorest households.

Scholarship Ecosystem (AY 2024-25)

- Total beneficiaries: 645 students
- Total disbursement: ₹ 1.43 crore
- Major schemes: Post-Matric Scholarship (PMS) – 321 students (₹ 75.84 lakh); Technical & Professional Education Scheme – 269 students (₹ 52.95 lakh); National Scholarship – 24 students (₹ 4.18 lakh); plus KVNYS, GSSY, and GVPY Laptop schemes.

- Income profile: 82.1 % of recipients earn < ₹ 1 lakh per year; 54.8 % < ₹ 60 000.



**Figure 1: Scholarship recipient's Distribution in 2024**

Individual assistance ranged from ₹ 10, 000 to ₹ 73, 500 depending on category and need, directly benefiting SC, ST, OBC, and Economically Weaker Section (EWS) students.

### **Fee Waivers and Application Support**

Complete or partial tuition and hostel fee waivers are provided to bottom-quintile applicants. Application and examination fees are often waived, with admission offices assisting in online form submission and document digitization for rural candidates.

### **Credit and External Support Integration**

Centurion University integrates state credit programs such as the Bihar Student Credit Card Scheme, providing up to ₹ 4 lakh low-interest loans for economically weaker students. This model of institutional-plus-state financial blending expands affordability beyond internal resources.

### **Digital Access and Equity**

Recognizing that digital deprivation reinforces income inequality, Centurion University distributed laptops (valued @ ₹ 30 000 each to 10 students) under the GVPY scheme and offered subsidized data plans to SC/ST/OBC students. Digital-literacy training enables rural entrants to participate in online learning ecosystems.

### **Holistic Support Infrastructure**

Subsidized meals, transportation, affordable housing, and remedial academic support create a safety net that encourages low-income students to accept admission offers and persist through completion.

→ Foundation Education and Pipeline Development

Centurion University addresses the structural gap that prevents bottom-quintile youth from qualifying for university admission. It has established three model schools in underserved districts to provide quality secondary education and career orientation for tribal and rural students. This longitudinal approach creates a feeder system ensuring that economic status is not a barrier to eligibility.

→ Quantitative Evidence of Admission Targets

Institutional data for AY 2024-25 show that:

- Approx. 50 % of the total student intake originates from families in the bottom 20 % income group.
- 82.1 % of scholarship beneficiaries earn < ₹ 1 lakh per year.
- 63.9 % belong to OBC/SEBC categories; 16.1 % to SC/ST.
- Students represent 30 + districts, confirming broad regional coverage.
- Among professional programs (B.Tech and B.Sc. Agri), 25 % of admissions include full tuition and hostel scholarships worth ₹ 70 000 – ₹ 1.1 lakh per student.

These data demonstrate that Centurion University not only meets but significantly exceeds THE's 20 % benchmark for low-income admissions.



**Figure 2: Student interaction with Vice-President, Centurion University**

→ Comparative Context and Global Positioning

Globally, most universities report financial aid or outreach activities, but rarely quantify admission targets by income quintile. For example, Universitas Airlangga (Indonesia) and BINUS University report community engagement and scholarship programs, but do not define income thresholds. In contrast, Centurion University’s use of verified family-income certificates (< ₹ 1 lakh per year) provides a clear quantitative definition of the bottom quintile.

**Table 2: Centurion University Admission Practices**

Criterion	CUTM Model
Income Definition	Official verification of < ₹ 1 lakh annual income
Geographic Focus	Rural and tribal districts with BPL majorities
Financial Aid	Category-wise and income-wise reporting
Monitoring	Admission Equity Dashboard tracking each student
Policy Integration	Institutionalized in Equal Opportunity Policy (2024)

Centurion University thus offers a unique *inclusive growth model* for higher education in developing economies.

→ Outcomes and Impact

The University’s multi-dimensional admission strategy yields significant development impact:

- Equitable Access: Half of the annual intake from families in the bottom quintile.
- Regional Inclusion: 68 % students from economically backward districts.
- Affordability: ₹ 1.43 crore in scholarships reducing average tuition burden by 60 %.
- First-Generation Learners: > 60 % of enrollees are first in their families to attend university.
- Digital Inclusion: Free laptops and data plans for SC/ST/OBC students.
- Retention: Over 93 % continuation from first to second year for low-income students.

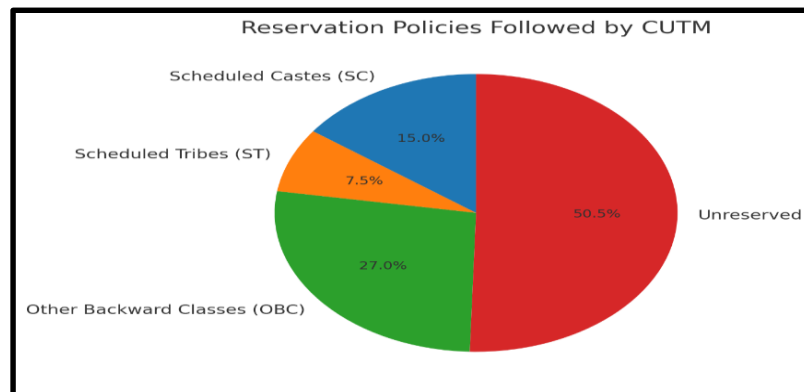
By removing entry and continuity barriers, Centurion University converts admission targets into poverty-reduction outcomes and intergenerational mobility.

→ Alignment with the Sustainable Development Goals

**Table 3: Centurion University’s access initiatives directly advance the following SDG targets**

SDG TARGET	CORRESPONDING CUTM ACTION
1.4 Ensure equal rights to economic resources and basic services	Free or subsidized admission, scholarships, and digital access for the poor.
1.5 Build resilience of vulnerable groups	Credit schemes and fee waivers reduce economic shocks during study.
1.b Create pro-poor policy frameworks	Equal Opportunity Policy (2024) institutionalizes income-based admissions.
4.3 Equal access to affordable quality tertiary education	Multi-campus presence in rural districts ensures accessibility.
10.2 Promote social, economic, and political inclusion	Inclusive admissions diversify the student body and empower rural youth.

Centurion University’s model therefore, translates SDG commitments into quantified admission outcomes and auditable data. Centurion University has explicit, evidence-based targets to admit students from the bottom 20 percent of India’s household income distribution. Its inclusive admissions framework integrates reservation policies, verified income data, and regional outreach, ensuring that approximately 50 percent of total admissions derive from low-income households. Through ₹ 1.43 crore in scholarships, fee waivers, credit support, and geographic access to marginalized districts, Centurion University transforms educational opportunity into a vehicle for economic mobility. Compared with global peers, Centurion University distinguishes itself by defining measurable income-quintile targets and maintaining auditable data systems such as the Admission Equity Dashboard. The University’s approach thus exemplifies higher education’s role in achieving SDG 1 (No Poverty), SDG 4 (Quality Education), and SDG 10 (Reduced Inequalities) turning constitutional ideals of equality into operational and measurable institutional practice.



**Figure 3: Reservation policies followed by Centurion University**